

Item # 63258G (LH) 63259G (RH)

SINGLE THRESHOLD ACRYLIC SHOWER BASE END DRAIN WITH GRILL

48" x 36" x 4

4" = threshold height without tiling flange



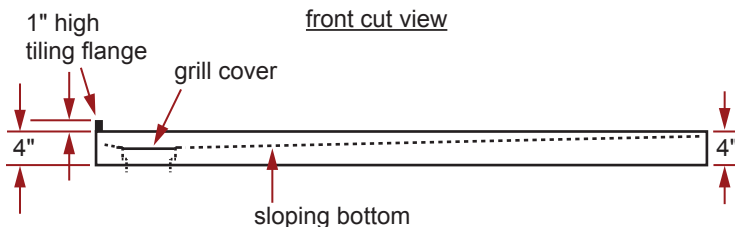
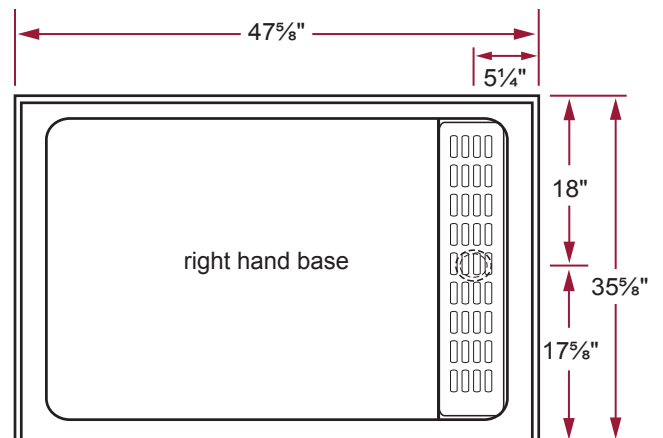
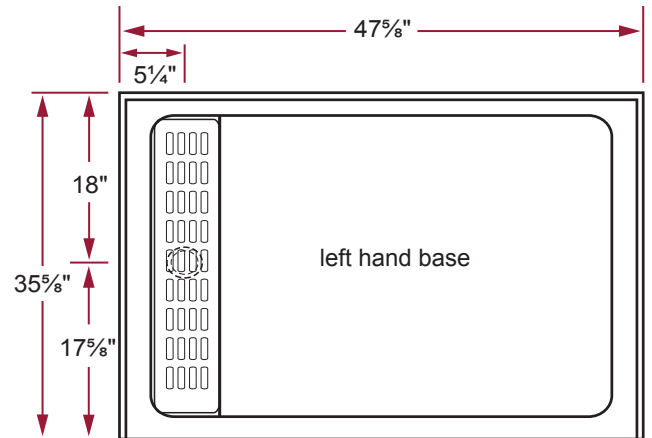
Note: Right-hand base shown but finished base may not be exactly as pictured.

PRODUCT SPECIFICATIONS

- High gloss acrylic backed with fibreglass and reinforced with wood.
- Leveling feet included.
- Includes a removable chrome grill drain cover.
- Designed for alcove installations.
- Shower base is trimmed to fit a 48-inch x 36-inch rough opening.
- 1-inch high integral tiling flange.
- Available in white.
- Standard 3 $\frac{3}{8}$ " shower drain opening.
- Shower drains sold separately:
 - Item # 03001 - White
 - Item # 03004 - Chrome
 - Item # 03003 - Brushed Nickel
- 1 year limited manufacturer's warranty included.

DIMENSIONS

- Diagrams not to scale.
- All measurements $\pm\frac{1}{4}$ ".



This product complies with CSA Standards

In keeping with our policy of continuing product improvement, Acri-Tec Industries Corp. reserves the right to change product specifications without notice.