

ACRI-TEC

SHOWER DOOR, ROUND-FRONT

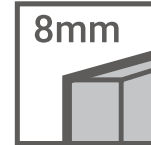
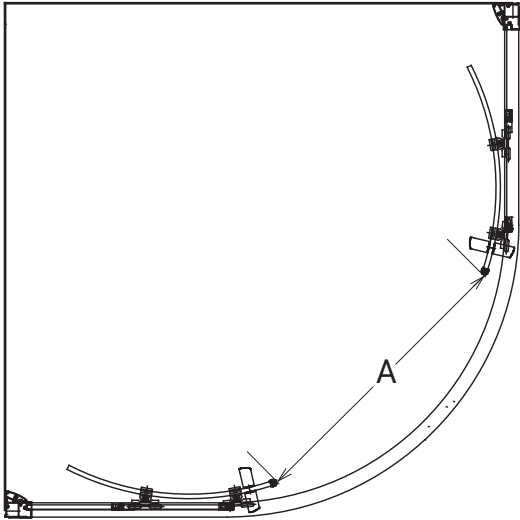
QUADRA 8R2



ACRI-TEC

SHOWER DOOR, ROUND-FRONT

QUADRA 8R2



TEMPERED
8MM GLASS

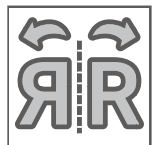

EASY CLEAN
FINISH



WETROOM
COMPATIBLE

CORROSION
RESISTANT

ADJUSTABLE
PROFILES



FULL LENGTH
MAGNETIC
CLOSURE

EASY CLEAN
ROLLER SYSTEM

REVERSIBLE

MODEL #	50048	50058	50078
COMPATIBLE BASE SIZE	32" x 32"	36" x 36"	40" x 40"
COMPATIBLE BASE MODEL	62011	62020	62041
HEIGHT (DOOR ONLY)	78"	78"	78"
# OF DOORS	2	2	2
OPENING WIDTH (A)	17"	20 5/8"	21 1/2"
FINISH	Chrome	Chrome	Chrome
GLASS TYPE	Clear	Clear	Clear
GLASS THICKNESS	8mm	8mm	8mm
REVERSIBLE	Yes	Yes	Yes
EASY CLEAN FINISH	Yes	Yes	Yes

REV. 9/28/2016

*Drawings are not to scale

*All measurements are ±1/4"

In keeping with our policy of continuing improvement, Acri-tec industries Corp. reserves the right to change product specifications without notice.

ACRI-TEC

SHOWER DOOR, ROUND-FRONT

QUADRA 8R2

PRODUCT SPECIFICATIONS

- Tempered glass with easy cleaning protective coating.
- Stainless steel (INOX) hardware for improved durability.
- Body sprayer compatible.
- Dual seal profiles for improved water retention.
- 1 Year limited manufacturer's warranty included.

DESIGN FEATURES

- Translucent full length seals, with magnetic closure.
- Reversible
- Smooth glide, easy clean , double bearing roller system.
- Die-cast aluminum handle, with a polished chrome finish.
- Easy adjustment door system.
- Semi-frameless design
- Extra tall profile for increased entry height.
- 8mm toughened tempered glass for durability.